




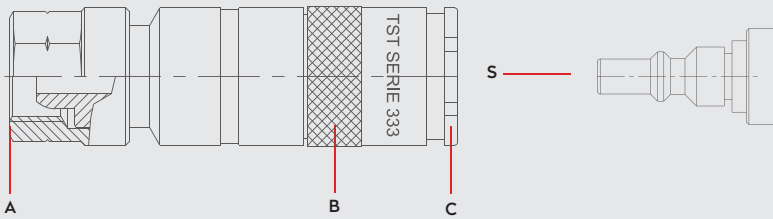
PNEUMATIC COUPLINGS  
PNEUMATISCHE KUPPLUNGEN

# DN 4.5-5

## SERIE 334



### Materials



### Material Code

- A = Brass Chrome Plated
- B = Brass Chrome Plated
- C = Brass
- S = Steel Nickel Plated

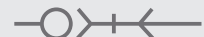


0 - 20bar  
(0-290 PSI)



-20° to + 135°C (EPDM)  
-4° to + 284°F

### Shut Off Type



OE 200 - 01000  
OE 200 - 00450  
OE 178 - 00720

### FLOW

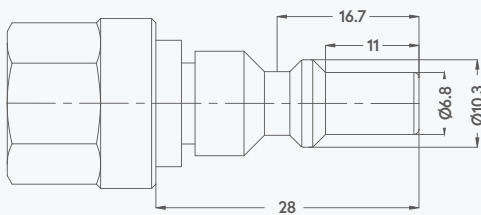
150 lt/min

### DN

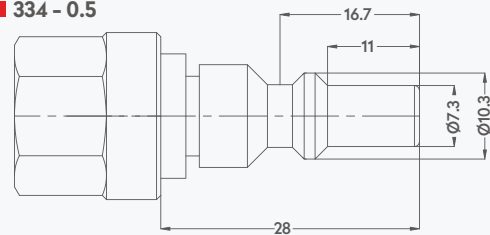
**5-6** mm

### Plug Profile Serie 334

#### ■ 334 - 4.5




#### ■ 334 - 0.5



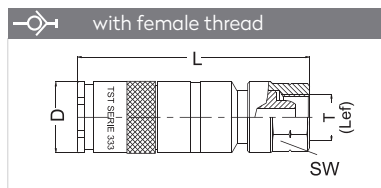
### Options

### Compatible with

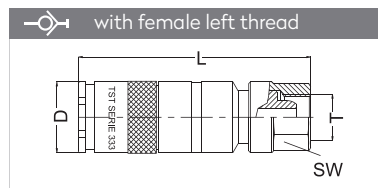
IBEDA



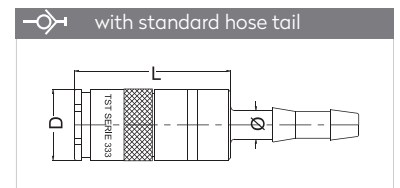
## QUICK COUPLINGS SCHNELLKUPPLUNGEN



Connection	Part No.	SW	L	ØD
BSP 1/4"	334 -4.5 DG 13-60	17	70	20
BSP 3/8"	334 -4.5 DG 17-60	19	70	20
BSP 1/4"	334 -05 DG 13-60	17	70	20
BSP 3/8"	334 -05 DG 17-60	19	70	20

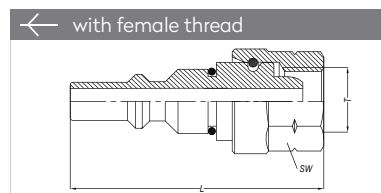


Connection	Part No.	SW	L	ØD
BSP 1/4"	334 -4.5 LDG 13-60	17	70	20
BSP 3/8"	334 -4.5 LDG 17-60	19	70	20
BSP 1/4"	334 -05 LDG 13-60	17	70	20
BSP 3/8"	334 -05 LDG 17-60	19	70	20

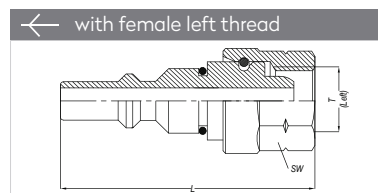


Connection	Part No.	L	ØD
Ø 7	334 -4.5 HG 07	82,8	20
Ø 10	334 -4.5 HG 10	82,8	20
Ø 7	334 -05 HG 07	82,8	20
Ø 10	334 -05 HG 10	82,8	20

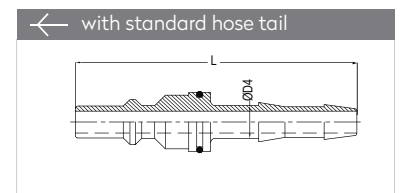
## PLUGS STECKNIPPEL



Connection	Part No.	SW	L
BSP 1/4"	334 -4.5 DU 13-60	17	48,5
BSP 3/8"	334 -4.5 DU 17-60	19	48,5
BSP 1/4"	334 -05 DU 13-60	17	48,5
BSP 3/8"	334 -05 DU 17-60	19	48,5



Connection	Part No.	SW	L
BSP 1/4"	334 -4.5 LDU 13-60	17	48,5
BSP 3/8"	334 -4.5 LDU 17-60	19	48,5
BSP 1/4"	334 -05 LDU 13-60	17	48,5
BSP 3/8"	334 -05 LDU 17-60	19	48,5



Connection	Part No.	L	ØD
Ø 7	334 -05 HU 07	64,5	13,7
Ø 10	334 -05 HU 10	64,5	13,7