



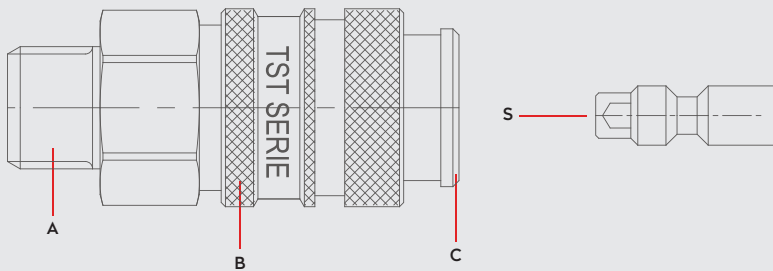
PNEUMATIC COUPLINGS
PNEUMATISCHE KUPPLUNGEN

DN 2.5

SERIE 050



Materials



Material Code

- A = Brass
- B = Brass
- C = Brass
- S = Brass

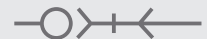


0 - 35 bar
(0-508 PSI)



-20° to + 100°C (NBR)
-4° to + 212°F

Shut Off
Type



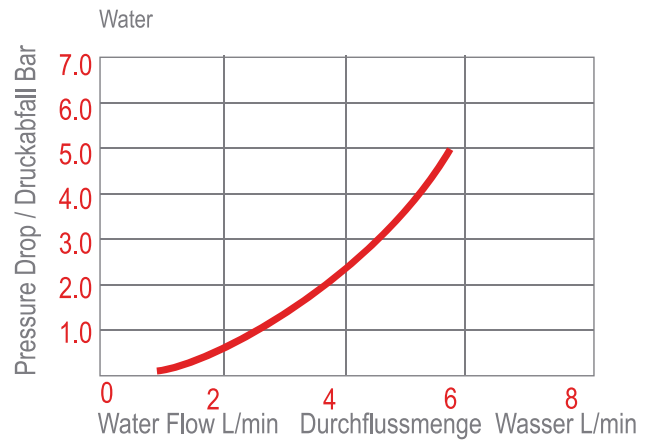
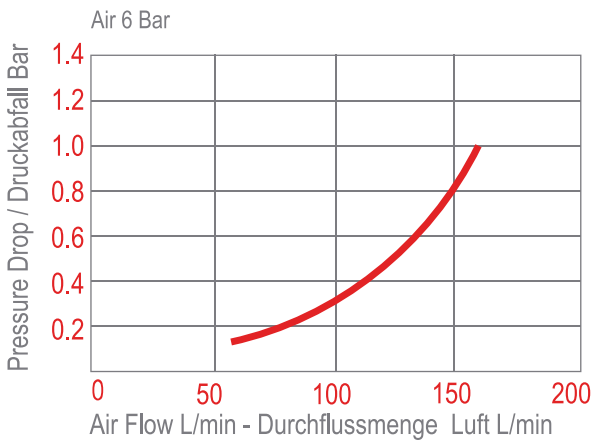
OM 157- 00550
OM 200 - 00300

FLOW

160 lt/min

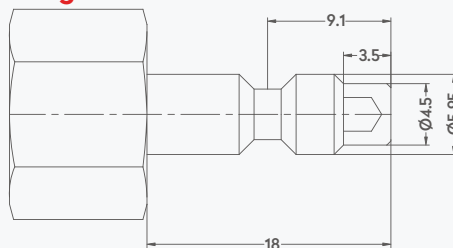
DN

2.5 mm



Options

Plug Profile Serie 050

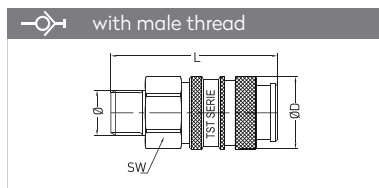


Compatible with

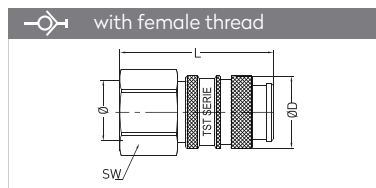
PARKER - RECTUS 50
WALTHER LP 002



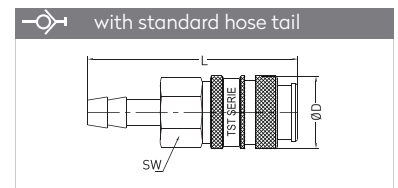
QUICK COUPLINGS SCHNELLKUPPLUNGEN



Connection	Part No.	SW	L	ØD
BSP 1/8"	050 EG 10	14	37	16,3
BSP 1/4"	050 EG 13	17	39	16,3
BSP 3/8"	050 EG 17	19	39	16,3

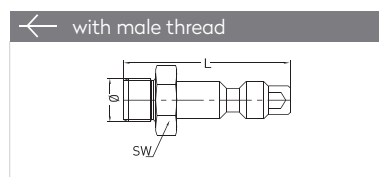


Connection	Part No.	SW	L	ØD
BSP 1/8"	050 DG 10	14	36,5	16,3
BSP 1/4"	050 DG 13	17	38,5	16,3
BSP 3/8"	050 DG 17	19	38,5	16,3

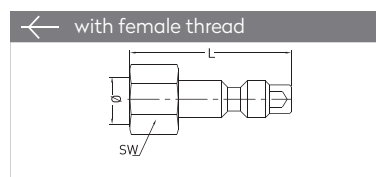


Connection	Part No.	SW	L	ØD
4 mm - 1/6"	050 HG 04	14	47	16,3
6 mm - 1/4"	050 HG 06	14	47	16,3
8 mm - 5/16"	050 HG 08	14	47	16,3
9 mm - 5/14"	050 HG 09	14	47	16,3
10 mm - 3/8"	050 HG 10	14	47	16,3

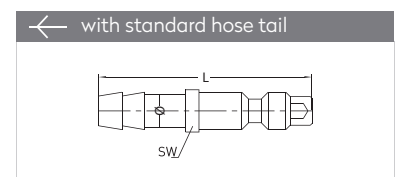
PLUGS STECKNIPPEL



Connection	Part No.	SW	L
BSP 1/8"	050 EU 10	14	26,7



Connection	Part No.	SW	L
BSP 1/8"	050 DU 10	14	28,1



Connection	Part No.	SW	L
4 mm - 1/6"	050 HU 04	7	35
6 mm - 1/4"	050 HU 06	7	35