



Montageanweisung
Operating Instructions
Instrucciones de Montaje
Instructions de Montage
Istruzioni d'impiego

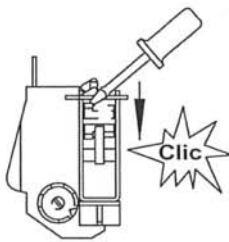
R5

Beachten Sie die für Errichtung und Inbetriebnahme elektrischer Anlagen gültigen Vorschriften. Einbau und Anschluß nur durch Fachkraft; nach Anbringung von Zubehör Funktionsüberprüfung durch Elektrofachkraft erforderlich.

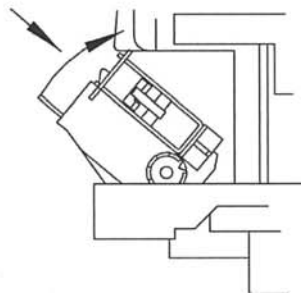
The relevant standards for running and installing electrical appliances are to be observed. Installation and connection by skilled personnel only, after installing accessories function of device to be checked by skilled personnel only.



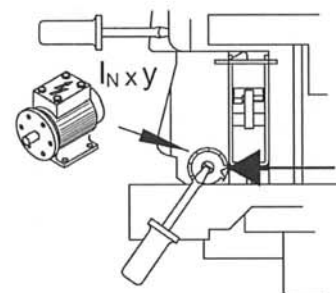
1.



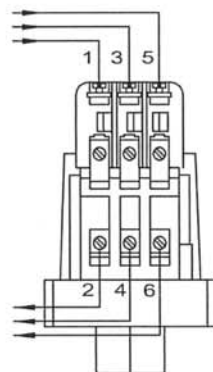
2.



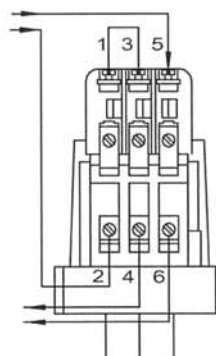
3.




+R5(3~)

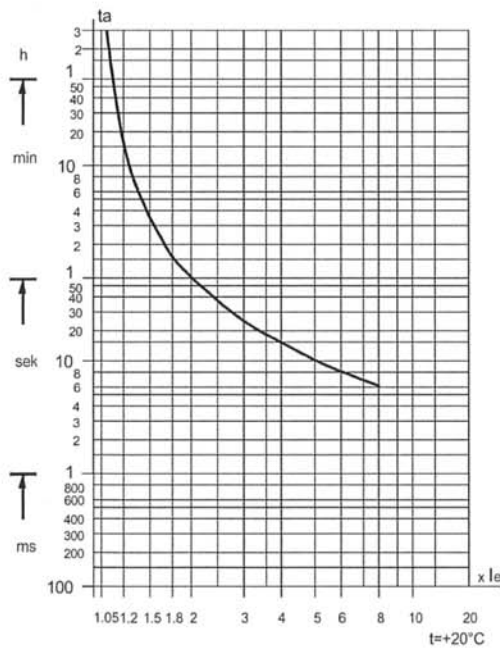


+R5(2~)

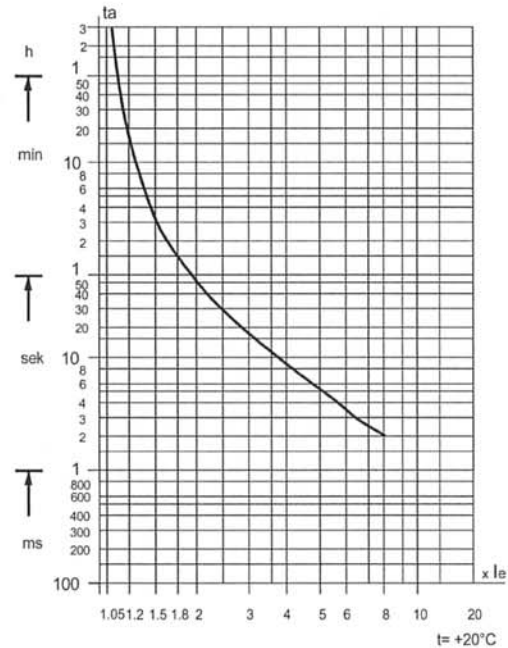


EN 60947-4-1 7.2.1.4	I_N	U_N (50/60Hz)	EN 60947-4-1 8.3.4.1  NH00/gL
R5/1,5	0,86-1,5 A	500V	10A
R5/2,45	1,5 - 2,45 A	500V	16A
R5/4,2	2,4 - 4,2 A	500V	25A
R5/7,0	4,0 - 7,0 A	500V	35A
R5/10,3	6,1 - 10,3 A	500V	50A
R5/14	9,0 - 14,0 A	500V	63A
R5/18	11,0 - 18,0 A	500V	50A

R5 0,86 - 7,0 A



R5 6,1 - 18 A



$I_N \times y$

t	y
-5°C	0,85
+20°C	1,00
+40°C	1,12

t	y
-5°C	0,82
+20°C	1,00
+40°C	1,12



Condor Pressure Control GmbH

Warendorfer Straße 47 - 51
D-59320 Ennigerloh

Telefon +49 (0) 25 87 / 89 - 0
Telefax +49 (0) 25 87 / 89 - 140

info@condor-pressure-control.com
www.condor-pressure-control.com

0.0800.0347 02.11.2005

Gilt für folgende Artikel:

Motorschutzrelais

Artikel Nr.

Typen Nr.

103062 bis 103067

R 5/2,4 bis R 5/18