

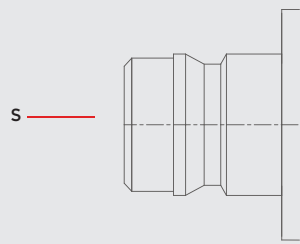
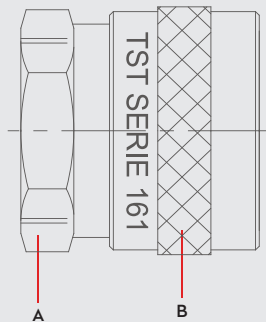


PNEUMATIC COUPLINGS  
PNEUMATISCHE KUPPLUNGEN

# SERIE 161 DN 20



### Materials



### Material Code

A = Brass Chrome Plated

B = Brass Chrome Plated

S = Brass Chrome Plated



0 - 25 bar  
(0-362 PSI)



-20° to + 100°C (NBR)  
-4° to + 212°F

Shut Off  
Type

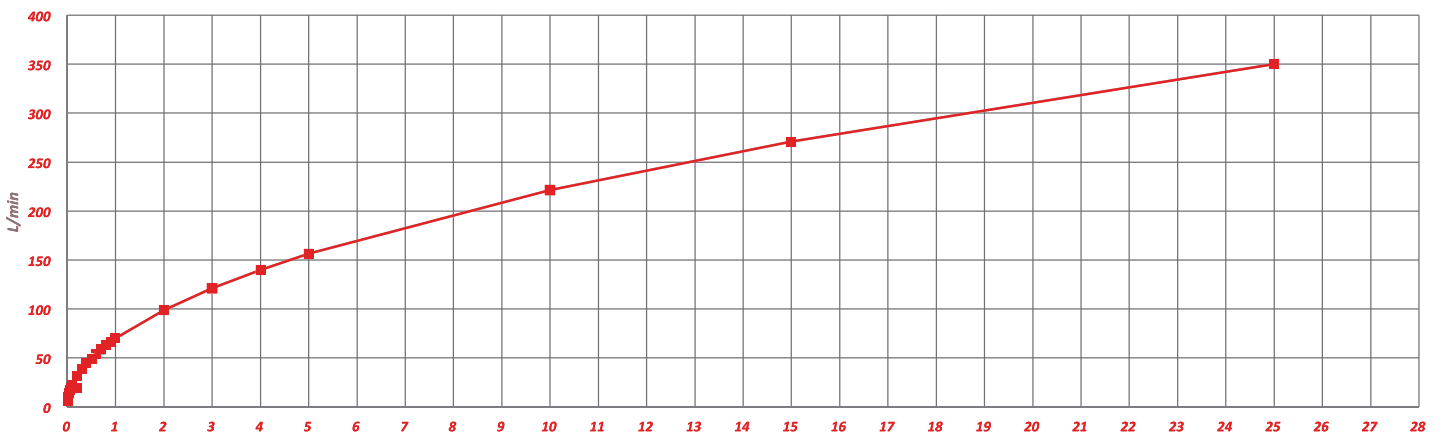


OM 300 - 02550  
CON - 3050 - 2050 - 40

**FULL FLOW**

**DN**

**20** mm

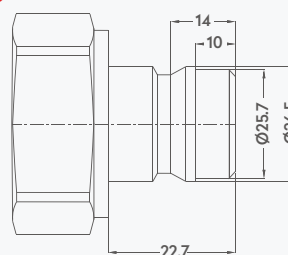


### Options

FPM

AISI316  
Stainless Steel

### Plug Profile Serie 161

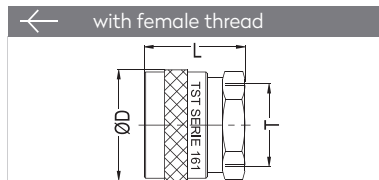


### Compatible with

DYROS 3000  
NITO

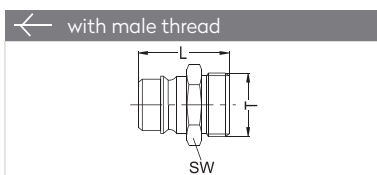


## UNVALVED QUICK COUPLINGS SCHNELLKUPPLUNGEN OHNE VENTIL

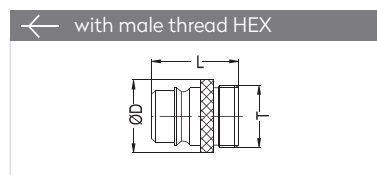


Connection	Part No.	ØD	L
BSP 1"	161 DGF 33	42,3	40

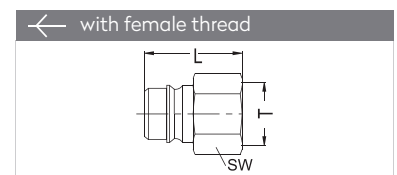
## PLUGS STECKNIPPEL



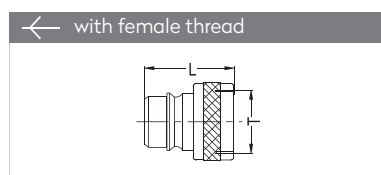
Connection	Part No.	L	SW
BSP 1"	161 EU 33	42	36



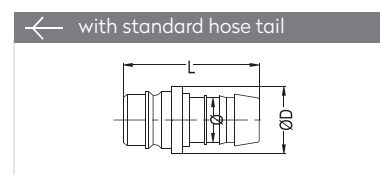
Connection	Part No.	SW	L
BSP 1"	161 EU 33 - 01	36	40,5



Connection	Part No.	SW	L
BSP 1"	161 DU 33	36	40

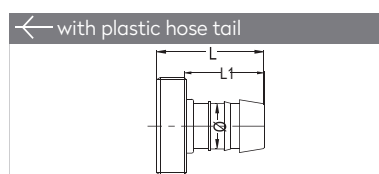


Connection	Part No.	ØD	L
BSP 1"	161 DU 33 - 01	36	40



Connection	Part No.	ØD	L
Ø 19	161 HU 19	30	63,5
Ø 25	161 HU 25	35	63,5

## ADAPTER ADAPTER



Connection	Part No.	L	L1
BSP 1" - Ø 25	161 GU 25	44	32