

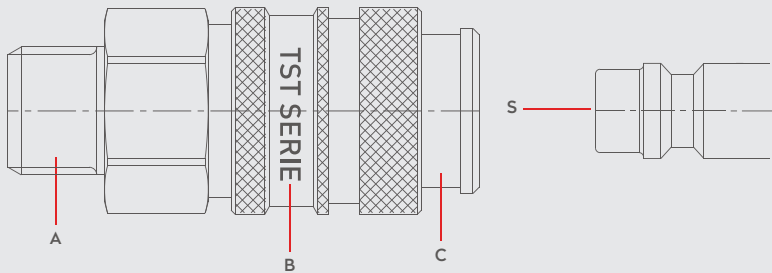


PNEUMATIC COUPLINGS
PNEUMATISCHE KUPPLUNGEN

SERIE 021 DN5



Materials



Material Code

- A = Brass
- B = Brass
- C = Brass
- S = Brass

0 - 35 bar
(0-508 PSI)

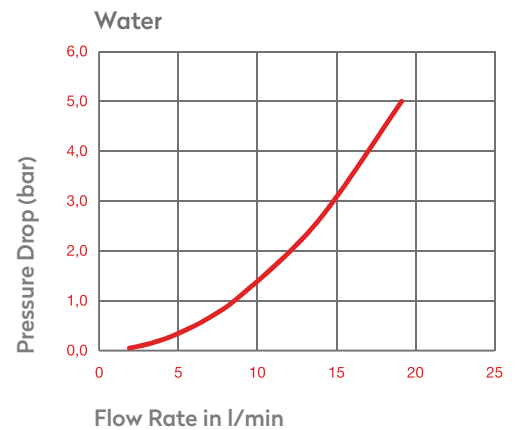
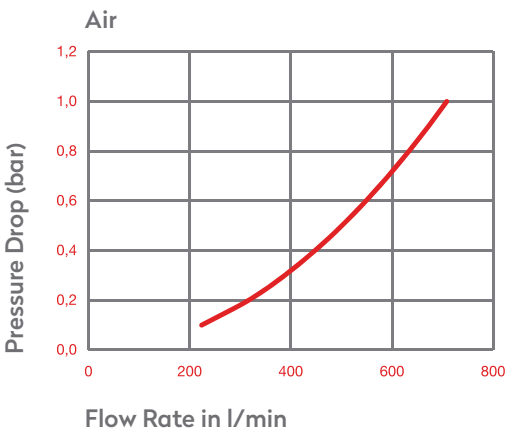
-20° to + 100°C (NBR)
-4° to + 212°F

Shut Off Type

OM 178 - 00765
OM 200 - 00450

FLOW 560 lt/min

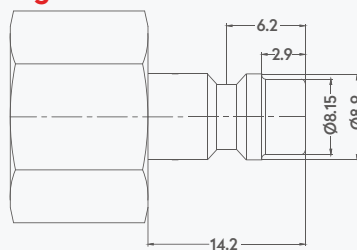
DN 5 mm



Options


FPM	FF 021L	AISI303 Stainless Steel	AISI316 Stainless Steel
NICKEL	021B	021K	2 STAGE 021E

Plug Profile Serie 021



Compatible with

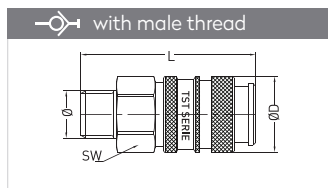
- PARKER - RECTUS 21, 90
- CAMOZZI MINI SERIE
- LEGRIS 9200



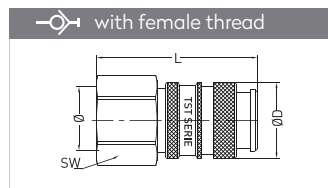
Euro Profile - DN5

Mini Serie

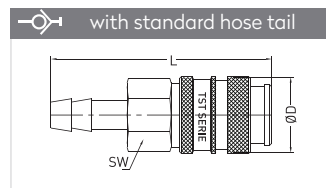
QUICK COUPLINGS SCHNELLKUPPLUNGEN



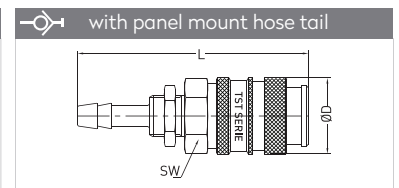
Connection	Part No.	SW	L	ØD
BSP 1/8"	021 EG 10	14	37	16,3
BSP 1/4"	021 EG 13	17	39	16,3
BSP 3/8"	021 EG 17	19	39	16,3
M 12 x 1,5	021 EGM 12	17	40	16,3
M 14 x 1,5	021 EGM 14	17	40	16,3



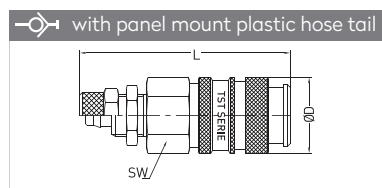
Connection	Part No.	SW	L	ØD
BSP 1/8"	021 DG 10	14	36,5	16,3
BSP 1/4"	021 DG 13	17	38,5	16,3
BSP 3/8"	021 DG 17	19	38,5	16,3
M 12 x 1,5	021 DGM 12	17	39,5	16,3
M 14 x 1,5	021 DGM 14	17	39,5	16,3



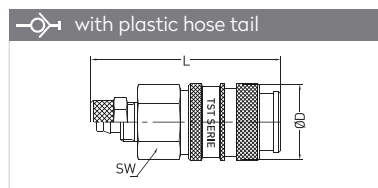
Connection	Part No.	SW	L	ØD
4 mm - 1/6"	021 HG 04	14	47	16,3
6 mm - 1/4"	021 HG 06	14	47	16,3
8 mm - 5/16"	021 HG 08	14	47	16,3
9 mm - 5/14"	021 HG 09	14	47	16,3
10 mm - 3/8"	021 HG 10	14	47	16,3



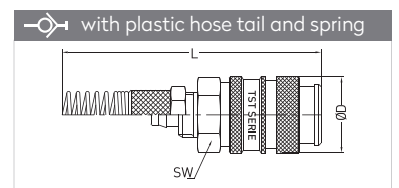
Connection	Part No.	SW	L	ØD
4 mm - M 10x1	021 MG 04	14	61	16,3
5 mm - M 12x1	021 MG 05	17	61	16,3
6 mm - M 12x1	021 MG 06	17	61	16,3
8 mm - M 12x1	021 MG 08	17	61	16,3
10 mm - M 14x1	021 MG 10	17	61	16,3



Connection	Part No.	SW	L	ØD
4 x 6 mm - M 10x1	021 SG 04	14	55	16,3
6 x 8 mm - M 12x1	021 SG 06	17	55	16,3

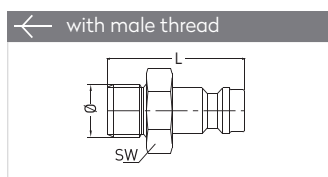


Connection	Part No.	SW	L	ØD
4 x 6 mm - M 10x1	021 PG 04	14	43	16,3
6 x 8 mm - M 12x1	021 PG 06	14	43	16,3

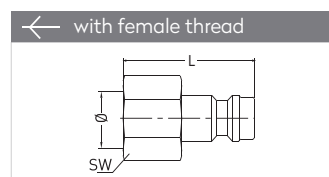


Connection	Part No.	SW	L	ØD
4 x 6 mm - M 10x1	021 YG 04	14	119,5	16,3
6 x 8 mm - M 12x1	021 YG 06	14	124,5	16,3

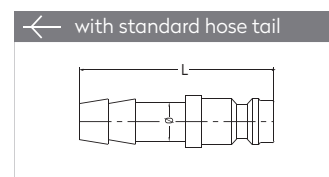
PLUGS STECKNIPPEL



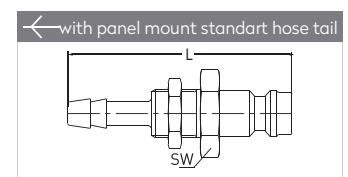
Connection	Part No.	SW	L
BSP 1/8"	021 EU 10	12	25
BSP 1/4"	021 EU 13	15	27,5
BSP 3/8"	021 EU 17	17	28
M 10 x 1	021 EUM 10	12	26
M 12 x 1,5	021 EUM 12	14	27,5
M 14 x 1,5	021 EUM 14	17	28



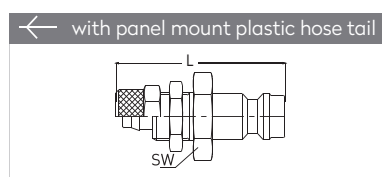
Connection	Part No.	SW	L
BSP 1/8"	021 DU 10	14	25
BSP 1/4"	021 DU 13	17	27
BSP 3/8"	021 DU 17	19	27
M 10 x 1,5	021 DUM 10	14	26
M 12 x 1,5	021 DUM 12	14	27
M 14 x 1,5	021 DUM 14	17	27



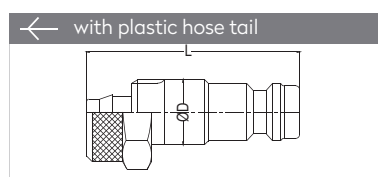
Connection	Part No.	L	ØD
4 mm - 1/6"	021 HU 04	32	8,9
5 mm - 1/5"	021 HU 05	32	8,9
6 mm - 1/4"	021 HU 06	32	8,9
8 mm - 5/16"	021 HU 08	32	9
9 mm - 5/14"	021 HU 09	32	10
10 mm - 3/8"	021 HU 10	32	11



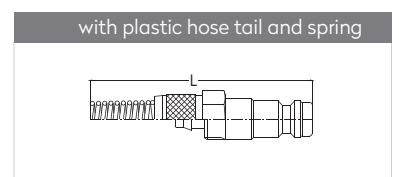
Connection	Part No.	SW	L
4 mm - M 10x1	021 MU 04	14	50
5 mm - M 10x1	021 MU 05	14	50
6 mm - M 12x1	021 MU 06	14	50
8 mm - M 12x1	021 MU 08	14	50
9 mm - M 12x1	021 MU 09	14	50
10 mm - M 14x1	021 MU 10	17	50



Connection	Part No.	SW	L
4 x 6 mm - M 10x1	021 SU 04	14	44
6 x 8 mm - M 12x1	021 SU 06	17	44



Connection	Part No.	L	ØD
4 x 6 mm - M 10x1	021 PU 04	33	10
6 x 8 mm - M 12x1	021 PU 06	32	12



Connection	Part No.	L	ØD
4 x 6 mm - M 10x1	021 YU 04	110,5	10
6 x 8 mm - M 12x1	021 YU 06	113,5	12